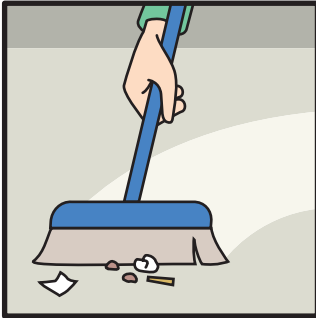




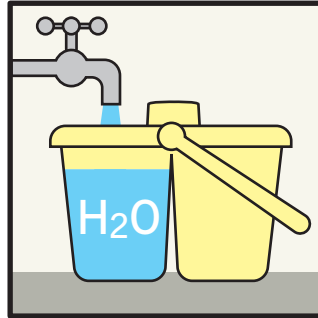
the future is safer with altro

altro
transflor

Flooring Cleaning Guidelines




1. Sweep up dust and dirt, remove large debris.




2. Fill one half of double bucket with warm water.



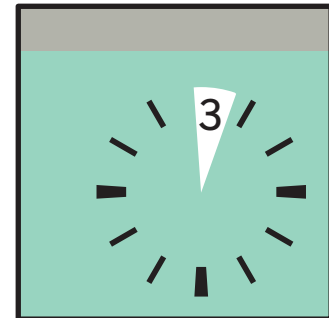
3. Dilute Altro 44™ or equivalent alkaline detergent to correct dilution.




4. Pour diluted cleaner into other half of double bucket.




5. Apply cleaner to floor using a mop.




6. Leave cleaner on the floor for a few minutes to allow solution to break up dirt.



7. Scrub the floor with a deck scrubber or Altro UniPad cleaning pad attached to multi-mop handle.



8. Rinse the floor using a mop and the clean water from the double bucket.



9. Allow to dry.

Altro safety flooring can be steam cleaned as follows:

- 1 Nozzle temperature when steam cleaning to be limited to a maximum of 120°C and pressure to be maximum of 4 bar = 60psi.
- 2 Brush adaptor to be used.
- 3 Never use a "small" nozzle adaptor.
- 4 Never use any detergents in combination.

For advice on your flooring maintenance regime please contact your local representative.

Altro Ltd, Works Road, Letchworth Garden City, Herts, England SG6 1NW
Tel: +44 (0)1462 480480 Fax: +44 (0)1462 480010 e-mail: transflor@altro.com

www.altrotransflor.com